



**C&P SECURITY**



**Market leaders in manufacturing  
physical security products in the UK  
with in house powder coating**





## ABOUT US

C&P Security Products Limited have been manufacturing a wide range of high quality security products since 2006 and are proud to be the only dedicated manufacture to the trade only.

Based at our factory in Wimbledon, London, we offer a wide range of bespoke products along with a wealth of experience in the physical security market and a passion for quality and service.

Each product is custom made and everything can be tailored to fit the exact requirements of the customer, but please take the time to visit our showroom and even use this to show your own customers the products available.

C&P have heavily invested in a 6 metre state of the art powder coating oven and spray back booth, which means we can powder coat to our customers specification, in house, saving our customers time and money.

More often now we are being asked for our products to be Galvanised, and by out sourcing this service we are currently working with a company offering a collection and delivery service, this adds about a week to the time scale, but the long term results and peace of mind, for a long lasting finish, makes it well worth considering when ordering or receiving a quote.

Also new for 2016 is a new IT system that will help improve the knowledge of your order from quote to manufacture date, powder coating date, and more important delivery date.

Our success has been built around producing high quality products at competitive prices and delivering in our own non sign written vehicles daily within the M25 and weekly throughout most of the UK.

## CONTACT US

*Please contact the office if you have any questions and we will be happy to help in any way that we can.*

**T** 020 8545 0404

**F** 020 8545 0502

*For orders email:  
sales@candpsecurity.co.uk*

*For general enquiries/  
quotes email:  
admin@candpsecurity.co.uk*



**OUR OFFICES**



**SHOWROOM**



## CONTENTS

MESH GRILLES	4
MESH CAGES	6
SECURITY CAGES	7
INTERNAL BAR GRILLES	8
EXTERNAL BAR GRILLES	9
ORNATE GRILLES	10
BAR GATES	11
ANTI-CLIMB GATES	12
GATES AND RAILINGS	14
AWNING BRACKETS	18
LONDON COLLAPSIBLE GATES	20
SHUTTERS	22
SECURITY CABINETS	28
XPANDA	29
LOCKSMITH PRODUCTS	30
STEEL DOORS	32
POWDER COATING	34

### DID YOU KNOW?

*We tailor make every product to order and only sell direct to trade customers.*





## MESH GRILLES

Security for windows and glazed doors that can be installed internally or externally for both domestic and commercial applications.

A very useful option for small openings that fall below the collapsible gate minimum size or for shop fronts where shutters are not permitted.

These grilles offer a good visual deterrent and help prevent forced entry through glazing.

### OPTIONAL EXTRAS

*Our range of mesh grilles can be adapted to your specific applications.*

*Including the following;*







**STONE MESH 75mm x 12mm**



**SMALL SQUARE MESH 25mm x 25mm**



**LARGE SQUARE MESH 50mm x 50mm**



**FACE FIX**



**REVEAL FIX**



**CUT OUT**



**CUT OUT**



**CUT OUT**

### **DID YOU KNOW?**

*Our entire range of mesh grilles can be made into security cages to suit many applications.*

*See page 6*

### **OPTIONAL EXTRAS**

*All of our mesh grilles can be cut to shape to suit specific installations.*






## MESH CAGES

For the protection of CCTV cameras, pipes and fanlight windows.

### OPTIONAL EXTRAS

*Our range of mesh cages can be adapted to your specific applications. Including the following;*








# SECURITY CAGES

Our security cages are easy to install or even re-install in another premises as all panels bolt together with ease using adjustable brackets and security bolts. Alternatively, if the cage is to be installed outside it can be galvanized before it is powder coated. Roof panels can also be manufactured in the same way, with uprights made to hold up larger spans of roofing.

## Construction

Security cages are manufactured from 40 mm x 40 mm square box section steel frames. Maximum panel size 1200 mm x 2400 mm.



**SECTIONED OFF AREAS**



**ENTRANCE SECURITY**

### DID YOU KNOW?

*Our entire range of security cages can be supplied in a range of standard colours to suit your application.*

*See page 34.*

- 9010
- 1015
- 5015
- 9016
- 1018
- 5010
- 7040
- 3020
- 5002
- 7037
- 8014
- 6005
- 9007
- 8019
- 6000
- 7015
- 9005
- 9006

### DID YOU KNOW?

*Single and double doors can be incorporated and will accommodate almost any locking system.*





## INTERNAL BAR GRILLES

### OPTIONAL EXTRAS

*Our range of internal bar grilles can be adapted to your specific applications. Including the following;*

- Hinged
  - Lift On and Off
  - Stand Off
  - Cut Outs
  - Padlock Facility
  - Powder coating
- See page 34*

### GRILLE OPTIONS



**STEP**



**BRICK**



**STANDARD**



**GEORGIAN**

Ideal for medium security applications for windows and glazed doors. Perfect for matching window designs.

Available in 12 mm or 16 mm square bars. The frame and infills are made from the same material.

Reveal fix is manufactured with matching frame to either infill. Reveal strapping grilles use reveal fix angle for fixing.

Face fix is manufactured with a flat frame to match any infill.



**STANDARD 12mm GRILLE**



**STRAPPING GRILLE**

### Strapping Grilles

Made from flat bars, either:  
12 mm x 5 mm  
16 mm x 5 mm  
20 mm x 5 mm



**STRAPPING**





## EXTERNAL BAR GRILLES

Used for high security, domestic and commercial applications, whereby basement or low level windows are vulnerable. Scrolls and rosettes can be added to make the grilles not only functional but aesthetically pleasing too. We recommend all outside grilles are galvanised.

### Available in

16 mm bars with 40 mm x 8 mm frame or tie bar.  
20 mm bars with 50 mm x 10 mm frame or tie bar.  
With round or square solid bars.



16mm BAR GRILLE IN FULL FRAME



20mm BAR GRILLE IN BOX FRAME

### Optional Extras


Powder coated to our standard colour range. See page 34.  
External primer for extra protection.  
We also now offer out sourced galvanising

### OPTIONAL EXTRAS

*Our range of external bar grilles can be adapted to your specific applications. Including the following;*

- Hinged •*
- Stand Off •*
- Cut Outs •*
- Padlock Facility •*
- Dead locks •*

### FIXING OPTIONS



PIN FIX



FACE FIX




REVEAL FIX



FULL FRAME





## ORNATE GRILLES

Also known as Spanish grilles, manufactured with a bowed bar to create a special look, and to allow for flower baskets on the window sill.


12 mm square standard bow 200 mm  
12 mm & 16 mm square bar belly bow up to 200 mm

**Special bow can also be manufactured.**

### DID YOU KNOW?

*Our entire range of ornate grilles can be supplied in a range of standard RAL colours to suit your application at no extra cost.*

*See page 34.*








## BAR GATES

Installed in many domestic and commercial applications including: rear fire exit doors, on industrial units, front and back domestic doors, etc. Good for protection when doors are open, to allow light and fresh air through.


**Size A:** 25 mm or 30 mm box section gate and frame with 12 mm round or square infill

**Size B:** 40 mm box section gate and frame with 16 mm round or square infill

**Size C:** 50 mm box section gate and frame with 20 mm round or square infill



**BAR GATE WITH DOG BAR**



**STANDARD SQUARE BAR GATE**

**Other frame options are available on request**

### OPTIONAL EXTRAS

*Our range of bar gates can be adapted to your specific applications. Including the following;*

- Scrolls •*
- Rosettes •*
- Cut Outs •*
- Lugs •*
- Spear Head Tops •*
- Steel Sheeted •*
- Mesh Sheeted •*
- Anti Climb Spikes •*





## ANTI-CLIMB GATES

Anti-climb gates are ideal for securing; foot paths, alleys, to the rear or sides of houses and shops etc. Anti-climb gates are becoming a very good deterrent to prevent vulnerable areas being used for drug abuse, littering and fly tipping.

### Overview and specification

Anti-climb gates can be used in both domestic and commercial applications to control an area and have a specific job to do. They have been designed in such a way that they prevent people climbing or jumping over them into alleyways and pathways.

### OPTIONAL EXTRAS

Anti-climb gates can have different spikes added to the top to help prevent people climbing over. Including the following;



**STANDARD BAR**



**SHARK TOOTH**



**SPEAR HEAD**



**WITH ADDITIONAL MESH**



**WITH SHARK TOOTH**

### DID YOU KNOW?

Anti-climb panels can be made to match gates.

Anti-climb gates are created by making them without a foot hold. Also, the gates are manufactured with an integral hook lock lock that is fitted in to the lock stile of the gate.

Often used by councils to provide a safe and comfortable environment and to protect and prevent vulnerable areas from inappropriate usage.





Our gates are available in 2 variations: with a fixed frame for small applications screwed to brickwork either side or with a post that can be concreted into the ground for larger applications.

When using dig in posts, adjustable hinges will be provided to aid installation together with security collars to prevent theft.

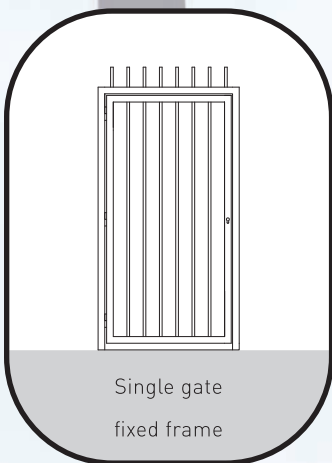
Framework for the gates and frames are made in square hollow sections from 40 mm x 40 mm with the infill of 20 mm x 20 mm and 50 mm x 50 mm with the infill of 25 mm x 25 mm ERW.

Posts are available in various sizes including 100 mm x 100 mm and 150 mm x 150 mm depending on the site and size of the gate.

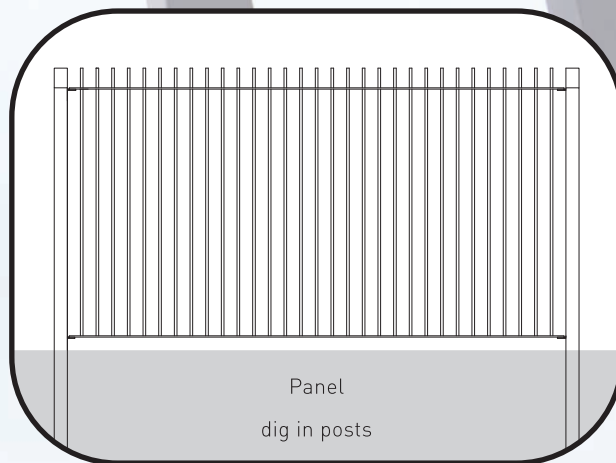
### OPTIONAL EXTRAS

*Anti-climb gates can be adapted to your specific applications. Including the following;*

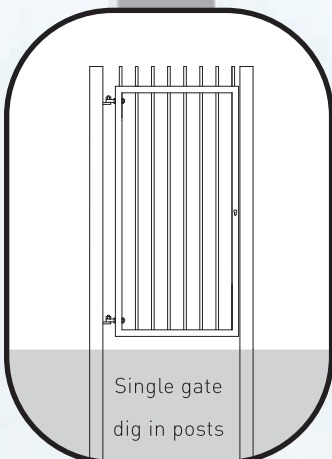
- Lockable drop bars
- Slide bolts



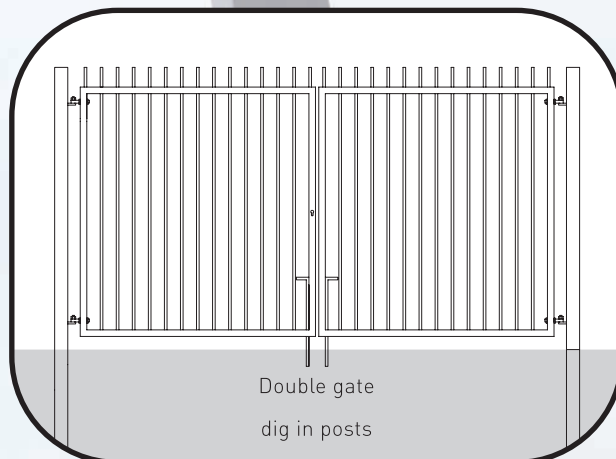
Single gate  
fixed frame



Panel  
dig in posts



Single gate  
dig in posts




Double gate  
dig in posts

### DID YOU KNOW?

*Our entire range of anti-climb gates are constructed with no horizontal bars to help prevent an intruder climbing over.*








## GATES AND RAILINGS

All of our gates and railings are manufactured to a high standard to give a long working life and can be found in many different environments including residential properties, schools, parks and hotels.

We have a range of standard designs and various spear heads available. We also have the facility to manufacture any design to match and compliment existing installations.

Post details 100 mm x 100 mm or 150 mm x 150 mm depending on gate size.

### STANDARD SPEAR HEAD OPTIONS








Hinges are adjustable to aid the installation of the gates and are supplied with security collars to prevent theft.


Different operating options are available including: swing gates, sliding gates, and cantilever gates.

Our gates and railings are designed to meet current regulations, for example: trapping points, bar gaps, etc.

Other options available are: hold backs, drop bars, slide bolts and gate stops etc.



**SLIDING GATE**






**PAIR OF GATES**

**STANDARD DESIGN OPTIONS**

**Surrey Range**

**Kent Range**

**Hampshire Range**



**STANDARD SPEAR HEAD OPTIONS**

*Other spear heads options are available*



**6**



**7**



**8**



**9**



**10**





## GATES AND RAILINGS

Gates and frames are made from a wide range of materials to suit our customers specifications.

Infill bars, scrolls and different spear heads or tops, help in providing the final look, including letters and numbers to make the design more personal.

Pedestrian gates are supplied either with a hinged latch or our customers own lock.

### DID YOU KNOW?

*All driveway gates can be made to suit any automation system of your choice i.e.*

- CAME
- FAAC
- BFT
- NICE


### DID YOU KNOW?

*All gates and railings can have different spear heads added to suit your specific application.*

*See pages 14 and 15.*







Railings, similar to the gates, are adjustable to aid installation to uneven block work.

Our railings are manufactured to match our gate designs so installations are consistent throughout the range.



**HAND RAILINGS**



**BALCONY RAILINGS**



**PERIMETER RAILINGS WITH GATE**

**DID YOU KNOW?**

*Our entire range of gates and railings can be supplied in a range of standard colours to suit your application at no extra cost.*

*See page 34.*

- 9010
- 1015
- 5015
- 9016
- 1018
- 5010
- 7040
- 3020
- 5002
- 7037
- 8014
- 6005
- 9007
- 8019
- 6000
- 7015
- 9005
- 9006





## AWNING BRACKETS

We manufacture and create various brackets to provide suitable solutions for overcoming obstructions such as gutters and down pipes, when installing awnings.

Ranging from standard gutter brackets and spreader plates to box brackets and bespoke brackets for a more specific requirement.

Mild steel zinc primed and powder coated in a range of colours and supplied with fixings for the awning. We recommend all brackets are galvanised prior to powder coating.

### DID YOU KNOW?

*Our entire range of awning brackets can be supplied in a range of standard RAL colours to suit your application at no extra cost.*

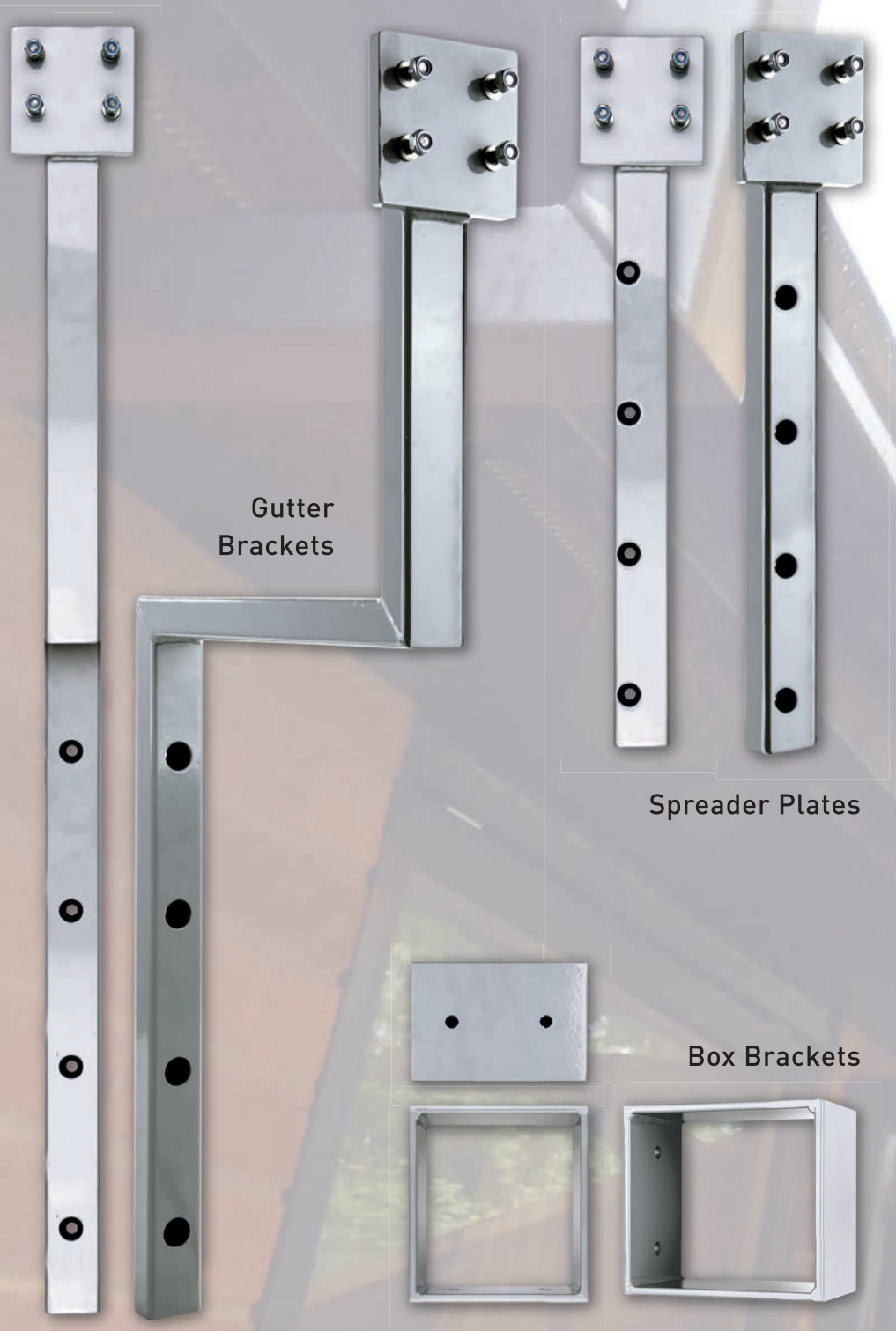
*See page 34.*



COVER CAPS



FIXING BOLTS







Other brackets available:

- Goal posts
- Straight posts
- Crossbars
- Angle brackets
- Pipe brackets
- Cladding

Awnings shown for illustration purposes only.



**STANDARD GUTTER BRACKETS**




**SPREADER PLATE WITH PIPE BRACKETS**

### DID YOU KNOW?

*Our entire range of awning brackets can be made to match your exact requirements.*



**OPEN**



**CLOSED**





## LONDON COLLAPSIBLE GATES

The London retractable gate system is a fully galvanized steel construction, with the bottom wheel providing a smooth running action.

Available with either X or S steel lattice profiles and overlapping locking profiles.

The London gate is secure keeping aesthetics in mind. London gates are multi-point locking from a single key and a Euro lock option is available for added convenience.

### LATTICE OPTIONS



**STANDARD X**



**STANDARD S**



**COLLAPSIBLE GATES WITH MESH ON THE DOOR**

### DID YOU KNOW?

*We can also offer an insurance approved top hung collapsible gate LPCB Level 1*

### LATTICE INCREMENTS

GATE HEIGHT	NUMBER OF LATTICES
0 - 999 mm	1
1000 - 1599 mm	2
1600 - 2099 mm	3
2100 - 2699 mm	4
2700 - 3500 mm	5

### CHOICE OF KEY HOLE POSITIONS

GATE HEIGHT	POSITION
0 - 999 mm	High Low
1000 - 1599 mm	Middle only
1600 - 2099 mm	High Low
2100 - 2699 mm	High Middle Low
2700 - 3500 mm	High Mid high Mid low Low

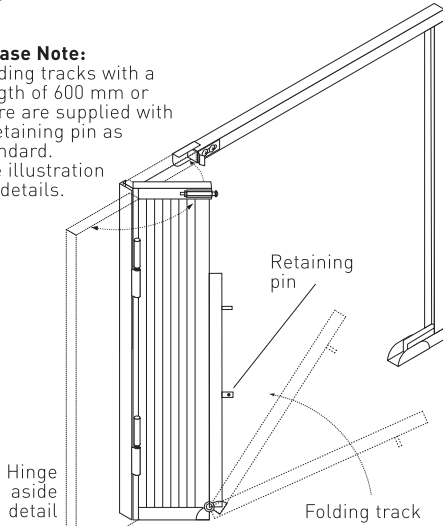




## TRACK OPTIONS

### Please Note:

Folding tracks with a length of 600 mm or more are supplied with a retaining pin as standard. See illustration for details.



### Please Note:

Hinge aside gates can be supplied with either a folding or lift out bottom track but cannot be supplied with a fixed bottom track.

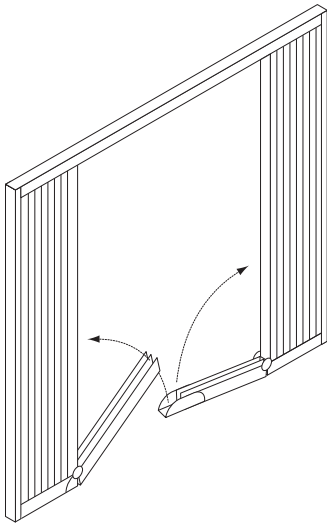
## Swivel / Hinge aside

## SPECIAL FEATURES



EURO CYLINDER

Bi-parting sash lift up bottom track option

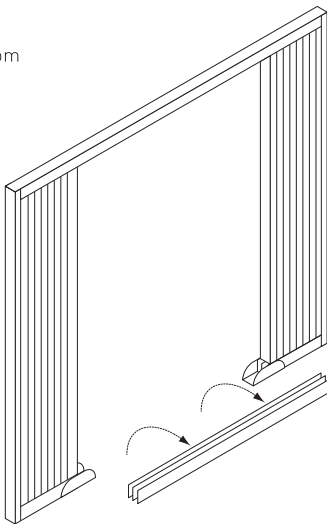


## Lift up



HOOK LOCK

Removable bottom track option



## Removable



STD CYLINDER



BOTTOM WHEEL



FACE FIX TRACK





## SECEUROSHIELD 38

Blending security into your surroundings CD38 shutters are the most popular shutter for the home and office.

Main features include;

Strong extruded aluminium curtain profile

Spans up to 4000 mm

Very compact shutter box

Can be installed both internally and externally

Range of wiring options including smart group and individual control

Powder coated finish

### DID YOU KNOW?

*Seceuroshield 38 shutters can be mixed with Seceurovision 38 shutters where partial vision is required.*

### DID YOU KNOW?

*Both Somfy and NRG motors have a 5 year warranty.*

### DID YOU KNOW?

*Remote Control, RTS, Key Switch and Rocker Switches are available.*







## SECEUROVISION 38

Our best selling shutter available with punched or perforated slats to give up to 45% vision  
 45% ( punched ) / 17% ( perforated )  
 Spans up to 3000 mm  
 Available as in-line or brick bond pattern  
 Polycarbonate glazing option



### DID YOU KNOW?

*Seceuroshiled 38 and Seceurovision 38 are available in either whites, brown, black or cream as standard.*



*Our shutters can be supplied in a range of other standard colours at extra cost to suit your application.*





## SECEUROSHIELD 60

This shutter is used mainly on high security applications for commercial / retail premises over a larger space but will blend in with the building and surroundings.

Benefits include;

- Very strong extruded aluminium profile
- Spans widths up to 6000 mm
- Can be powder coated
- Installed either internally or externally

### DID YOU KNOW?

*Our entire range of shutters can be made to match your exact requirements.*







## SECEUROVISION 800 / 900


Retail security delivered with style. Spring assisted manual operation or effortless electric operation completes an ideal retail solution.

- Delivers up to 62% vision
- Can be mixed with the solid profiles where higher security or only partial vision is required.
- Span widths up to 6000 mm

Seceuroshield 900 is similar to the 800 but with alternative link patterns and spacing, used for internal only this extruded aluminium shutter can deliver up to 69% vision and has very tight coiling on a compact coil diameter.

- Spans up to 5000 mm
- 150 mm or optional 75 mm vertical link spacing
- Solid slats can be added to further enhance security


## ARMOURSHIELD




**ARMOURSHIELD**

Armourshield is the strongest open grille available with its continuous galvanised and zinc plated 8 mm solid formed rod, locked together with steel clips, it offers a choice of 3 patterns with both elegance and security in mind without the need for end locks. Mainly used for shops that require maximum visibility, and popular on car parks, this shutter has a safe break as standard and available only in electric operation.

### ARMOURSHIELD OPTIONS



**PATTERN 1**



**PATTERN 2**



**PATTERN 3**





## SECEUROSHIED 75

### Galvanized steel commercial shutters

Available in electric or manual operation  
Classic steel roller shutter with scrolled slat


## SECEUROVISION 75

### Galvanized steel perforated shutter

As above with up to 25% vision (when back lit)

### DID YOU KNOW?

*Our entire range of shutters can be made to match your exact requirements.*







## SECEUROFIRE

### Security and fire resistant barrier

Electrically operated vertical fire shutter, consisting of a steel slatted curtain and galvanised steel box assembly and guide rails. The product is designed to be a security barrier during normal use and to be closed automatically during a test or an emergency situation. In the event of receiving a fire alarm signal, the flame shutter will activate and perform a powered descent to create a fire resistant barrier. Available with a 1.2 & 4 hour integrity rating.

## INDUSTRIAL DOORS

Our industrial door range offers single skin and insulated lath together with chain operated and electrically operated motors including GFA.

Choose your product, then simply pick your preferred motor. A wide choice of colours are available and by the use of different gauge slats we can accommodate up to 6 m shutters.



### DID YOU KNOW?

*Our entire range of shutters can be supplied in a range of standard colours at extra cost to suit your application.*

### DID YOU KNOW?

*Both Somfy and NRG motors have a 5 year warranty.*





## SECURITY CABINETS

Due to the popularity of automated machines such as ticket machines, vending machines etc, burglary and vandalism is becoming more and more common. With our vast range of machinery and capability, we can design and manufacture enclosures to encompass any self service machines. These can be fitted over existing machines which makes it very appealing to local councils and national car park organisations.

Our cabinets have a built in roller shutter system that can be manually pulled up and down or electrically operated for ease of use. They can be fitted with a wide range of aluminium or galvanized shutters, depending on the level of security required.

Secure indoor cabinets are an ideal solution for storing goods in stock rooms or even large supermarkets and shops. These cabinets could also be used as display cabinets.

These types of units are supplied flat packed. Alternatively, we can assemble the unit on your behalf and delivery can be arranged. The units have standard shelving which can be placed at varying heights, depending on the size of the product.

### DID YOU KNOW?

*Our range of security cabinets are constructed of 3 mm galvanized steel for strength then powder coated to suit most corporate colours.*

### DID YOU KNOW?

*Our range of security cabinets can be manufactured to your exact width, height and depth.*



**VANDALISED MACHINE**



**SECURE SHUTTER CABINET**





# XPANDA

## Trackless Barrier System

The Xpanda barrier system is ideal for access control and security in shopping centres, factory units, car parks, loading bays, warehouses, sports facilities or simply partitioning. This innovative arrangement is completely trackless operating on a series of steel reinforced trolleys that allow complete mobility. Spanning any width and up to a maximum height of 2.5 metres, it can be temporarily fixed in place with shoot bolts locking each trolley into the floor, for optimum security. Locking devices on the end posts allow them to be effectively secured to the walls.

- Allows for maximum ventilation with no compromise to security.
- The system is completely trackless (no top or bottom track), operates on a series of steel reinforced trolleys and can be completely mobile.
- The system can span any width.
- The standard heights available are 2 m and 2.5 m.




**BARRIER CONTROL**



**OPENED SECTION**

### DID YOU KNOW?

*Xpanda is a stock item and is quick to install.*



**OPEN**



**CLOSED**





## LOCKSMITH'S PRODUCTS


### STOCK

#### London bars

(packs of 10)  
powder coated white  
Std, No1. ERA, CISA,  
Ingersoll, Banham

#### Birmingham bars

(packs of 10)  
powder coated white



**LONDON BARS**



**BIRMINGHAM BARS**



**SPECIAL ORDER**  
**LONDON BARS - SQUARE**

### DID YOU KNOW?

*Our ranges of London bars and Birmingham bars are all 1.8 m long and each bar comes with a pack of 7 fixing screws.*



**BAR SCREWS**

#### Adjustable bars

Available in 4 sizes and sold individually.

**Size A:** up to 760 mm

**Size B:** up to 1060 mm

**Size C:** up to 1360 mm

**Size D:** up to 1675 mm



**ADJUSTABLE BARS**

#### Tie bar

With 100 mm spacing



#### Lock guards

Keyhole & Euro  
powder coated  
white, silver, gold







### Letter box cowls

12"/300 mm  
14"/350 mm  
16"/405 mm



### Replacement Collapsible Gate Locks new style



### Bullet Locks with housing




### Collapsible Gate Locks old style



### Shutter Key Switch



### Frame Fixings (box of 100)



### Sash stops

Polished brass    Polished chrome    Extra long keys



### DID YOU KNOW?

*We have a range of shutter spares in stock including motors and lath, please ask about our shutter spares catalogue.*





## STEEL DOORS

Steel doors can be supplied for a wide range of uses including, domestic and commercial to industrial applications for either general purpose or more specialised installations including;

Fire exit doors - Rear of shops, warehouses and offices

Personnel doors - Cash office, internal office, corridors

Front & back doors - Main entrance exit doors

Louvred doors - Sub stations, IT rooms

Fire doors - Different levels of certification available

Acoustic doors - For sound insulation and privacy

Specialised doors - including strong rooms, safes, level rated

### DID YOU KNOW?

*Our entire range of steel doors can be supplied in a range of standard RAL colours to suit your application.*



**PAIR OF INDUSTRIAL STEEL DOORS**





All of our door sets are manufactured from galvanised steel and made to your exact specification, any size, any colour and with a wide range of ironmongery available.

More detailed leaflets are available showing different specifications for our range, including different security levels, infills and frame thicknesses etc.

Please contact us with your requirements

### DID YOU KNOW?

*Our entire range of steel doors can be made to match your exact requirements.*







## POWDER COATING

With our new 6 m oven and spray back booth we are able to provide state of the art in house powder coating ensuring quality at competitive prices.

### DID YOU KNOW?

*Our range of standard colours are available on all products detailed within this brochure with the exception of roller shutters.*

*Commercial shutters standard colours: 9010, 9016, 9005 and 1015.*

*Aluminium shutters standard colours: 8014, 9010, 9016, 9005 and 1015.*

### DID YOU KNOW?

*We also now offer out sourced galvanising.*

9010

1015

9016

1018

7040

3020

7037

8014

9007

8019

7015

9005





## RAL COLOURS

Please note that colours reproduced here are an example only and may not be accurate. Use RAL colour swatch codes.

5015

5010

5002

6005

6000


9006

### DID YOU KNOW?

*Our entire range of colour power coats use code numbers that match the RAL colour system.*



6 METRE OVEN



IN HOUSE POWDER COATING





## **C&P SECURITY**

**Other products and services available include**

**Bespoke steel fabrication  
Insulated roller garage doors**

**Louvered doors**

**Steel sheets & folding**

**Vanguard**

**Lock boxes**

**Post boxes**

**Anti scaling barriers**

**Security wall spikes**

**Galvanizing**

**Shotblasting**

**Powder coating of non manufactured products**

**Feel free to send us your drawings for any specific requirements and we will be pleased to help in any way that we can.**

**T 020 8545 0404**

**F 020 8545 0502**

For orders email: [\*\*sales@candpsecurity.co.uk\*\*](mailto:sales@candpsecurity.co.uk)

For general enquiries/quotes email: [\*\*admin@candpsecurity.co.uk\*\*](mailto:admin@candpsecurity.co.uk)

[\*\*www.candpsecurity.co.uk\*\*](http://www.candpsecurity.co.uk)

**C&P Security Products Limited 1 Lyon Road Wimbledon SW19 2RL**